

AI and 21st century skills

Kärt Maasik
Rakvere Riigigümnaasium/Tapa Valla Gümnaasium



Let's walk away

- **Having discussed 21st cen skills**
- **Knowing how to prompt**
- **With a real usable lesson plan**

What's your experience?

use it too much

use it daily

use it weekly

use it only sometimes

have never tried



Share with your neighbour

**How much time do you dedicate to 21st
century skills?**

**How important do you consider
teaching those skills?**

**Which of these are most vital in your
opinion?**

A very quick look at 21st century skills





- **Analytical Thinking (69%)**
- **Resilience, Flexibility, and Agility (67%)**
- **Leadership and Social Influence (61%)**
- **Creative Thinking (57%)**
- **Motivation and Self-Awareness (52%)**
- **Technological Literacy (51%)**
- **Empathy and Active Listening (50%)**
- **Curiosity and Lifelong Learning (50%)**
- **Talent Management (47%)**
- **Service Orientation and Customer Service (47%)**

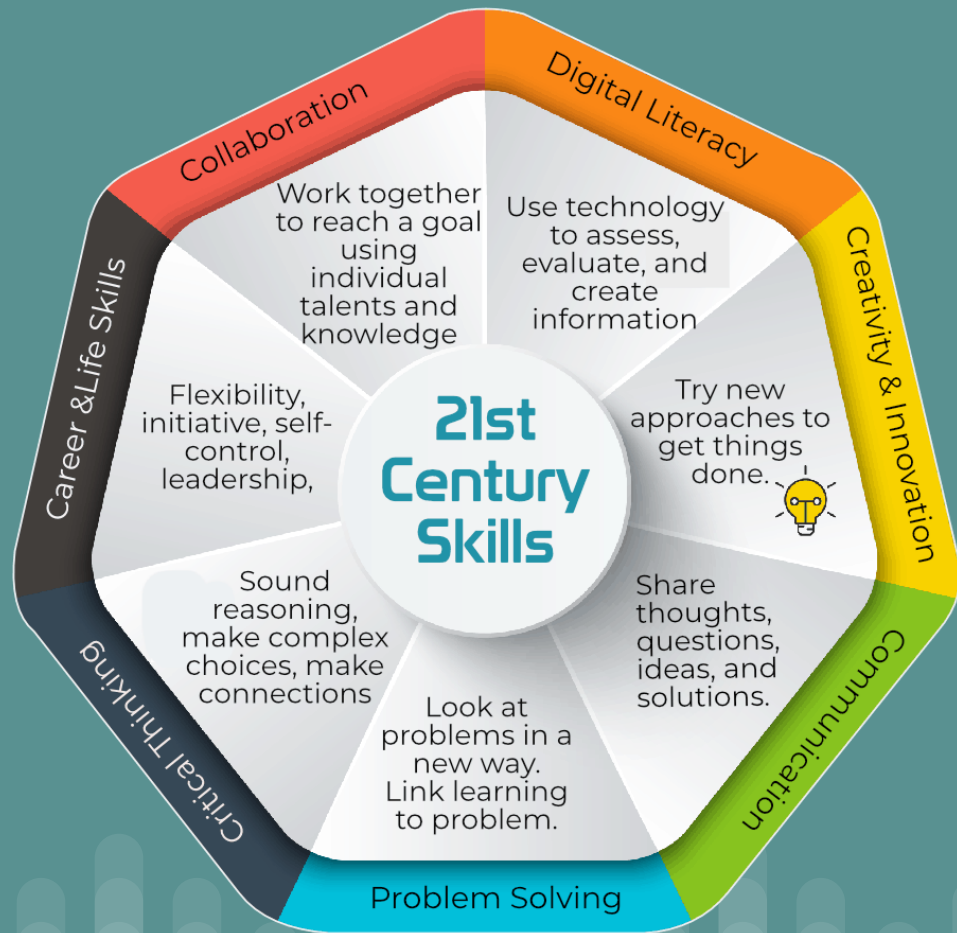
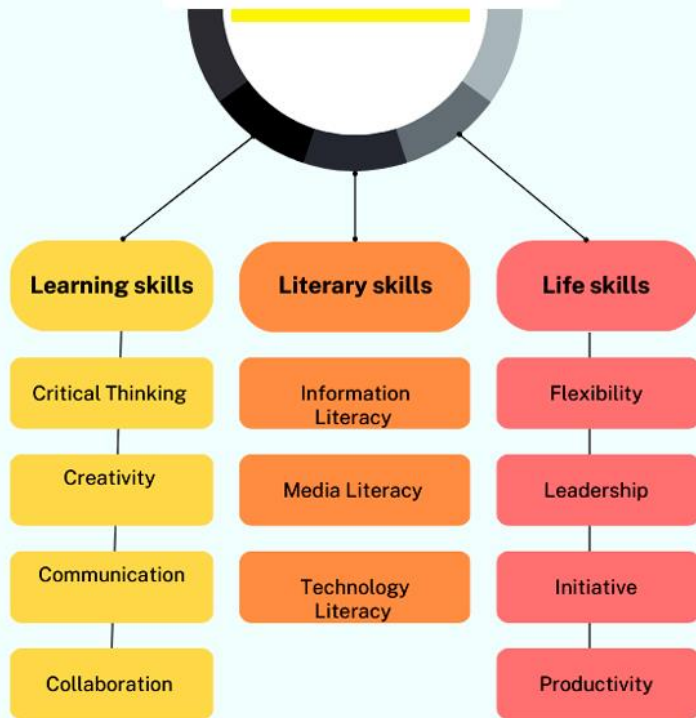
[World Economic Forum, Future of Jobs Report 2025](#)



TOP 3 Emerging skills (Food for thought)

1. AI and big data
2. Networks and cybersecurity
3. Technological literacy

21St century skills



Prompting

Viip, viipamine





Different mnemonics for prompts

Thoughtfully

C

Create

R

Really

A

Excellent

F

Input

T



Different mnemonics for prompts

Task

Context

Reference

Evaluate

Iterate

Context

Role

Action

Format

Target





Different mnemonics for prompts

Task = Persona/Audience + Format

Context = FUNNEL

Reference = templates, documents,
guidelines

Evaluate = review results; rule of three

Iterate = repeat with tweaks



Different mnemonics for prompts

Context - specific background information, guidelines, levels

Role - AI should act as...?

Action - what output should it create?

Format

Target





Jeff Su <https://www.youtube.com/watch?v=jC4v5AS4RIM>

Task

Context

Exemplar

Persona

Format

Tone





Tips for prompting from pros

Rule of three - ask for 3 variations on the thing you need. Explore the ones given. Then keep prompting on the one that you like best.

Iterate - Alter your sentences. Change your output (different format will give new results).

Shorter tasks work better. Break the process down into stages for AI.



Tips for prompting from me

Edit your settings. You can add your preferred variety of English.

Use different chats. If you've uploaded your materials to a chat, you can easily keep developing materials w/o the need to constantly outline your specifications.

Limitations based on account type - ask AI not to explain or comment to save space and time.

Use reference materials - RÖK, PRÖK, CERF, Cambridge assessment scales, etc to get good results



Start with the most important information.

Define the output you need.

Be as specific as you can.

Add information on a need-to-know basis.





Choose one of the following AI solutions:

ChatGPT

Perplexity

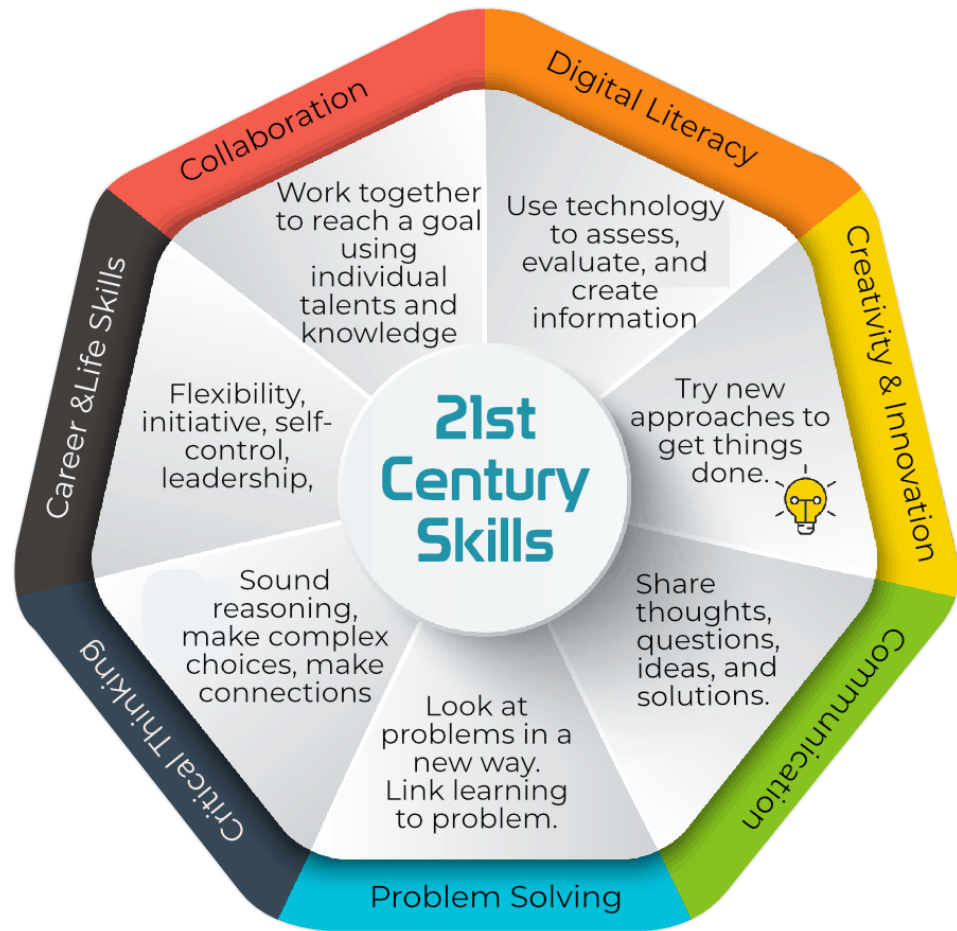
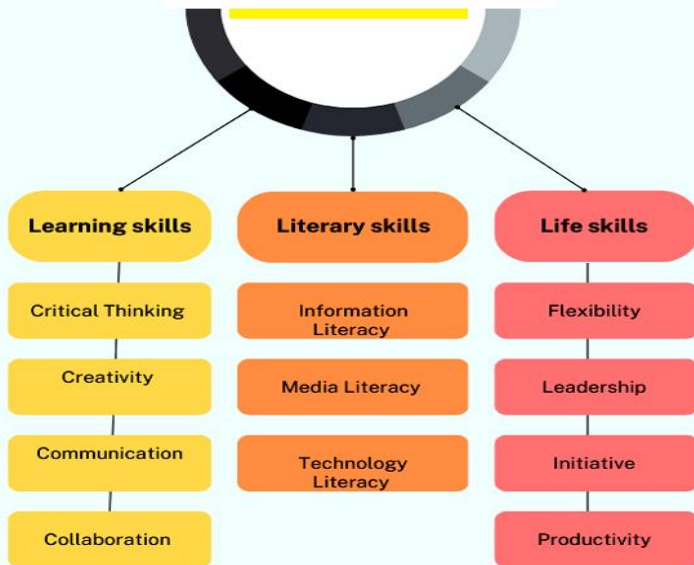
Claude

Gemini

Use your work google account. Stay safe online. If you run out of chatspace, use another.

Choose your skill

21st century skills





Facts about Wales

Find video

[Convert to MP3](#)

[Turn into transcript](#)

Use as input for lesson plan

What Claude created is [available here](#)



Ask your chosen assistant to compile three versions of a lesson plan with a focus on your chosen skill + topic.

- Reference document? Only a link will be enough
- Target audience? Any SEN students?
- Any specific activity you want included?
- How do you want your materials? (Slides, docs, etc.)



Maybe you have a source video you want to use? But AI can't work well with video files.

Convert Youtube to mp3


Convert mp3 to text (Whisper is free for 3 files a day)

Now that you've got a transcript, run it through AI to create questions, gapped texts, vocabulary tasks, etc



Birgy Lorenz, Tallinn University

Course on AI for English teachers





CommonSense media literacy materials

<https://www.commonsense.org/education/digital-literacy>